



## Step 1

Go to [www.buildup.ie](http://www.buildup.ie) and click **Log in**.



**Don't have an account?**  
Click **Sign up**, select **Teacher** and enter the required details.

The school's unique Licence Key can be requested through the live chat feature on that page.

**Sign up**

## Step 2 Create a classroom:

Click **Create New Classroom** when you first sign in.

or

Create a classroom at any time by clicking **Options** on the teacher homepage once signed in.

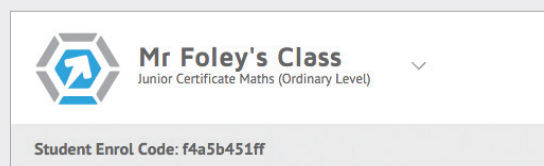
## Step 3 Provide your students with 3 pieces of information so they can join your class:

**Enrol Code** – The student enrol code is in the top left corner of your new classroom.


**Username** – Choose a standard format, e.g. firstname.lastname or maybe their school email address.

**Password** – Something memorable or a password they use already


Ensure students write their username and password in their diary or the Student Guides provided so they can register in school or at home and log in in future.




## What would you like to do?




**Monitor your class** through Build Up's unique **Live Classroom**. This will show you who is working in class at any given moment in time.



**Set and track homework & revision:** work is automatically corrected and graded once you choose the area students should work on.



Look at **student questions & content**, quickly view the style of questions your students see, to help you plan and prepare what they will do.



Review **course progress** on a class or individual basis, and generate **student report cards** - useful for parent-teacher meetings.



## Frequently Asked Questions

### What if students have limited access to technology in school or at home?

Create longer term assignments for your students so that they can find the opportunity to complete the work within the allocated time.

### What if my class is particularly weak?

Some teachers use a projector to walk-through concepts with their students in class before assigning the same concept for their students to complete outside of class.

### What do I do if the system crashes?

Refreshing the page will fix most issues. Student progress automatically saves question by question so none of your students work will be lost.

### How do I communicate progress to students or parents?

You can print report cards for all of the students in your class from the Reports section.

### How many questions are on Build Up?

The questions on Build Up are variabilised, meaning that there are millions of questions, set, corrected and graded; adapting to your students' needs.

### If I use Build Up in school, how do I know that students are working rather than browsing the web?

The Live Class tool will show you whether a student is working or not.